

**HARVEST GAIN.  
MADE SIMPLE.**



## Bushel Plus MADConcaves

### MAXIMIZE PERFORMANCE

Maximize your combine's performance efficiency. **MADConcaves™** are **easy-to-change**, allowing you to **quickly** swap out inserts in minutes and **save valuable time**. They are designed to be **aggressive** to reduce dockage and losses for **higher quality and better returns**.

### CUSTOM DESIGN

**MADConcaves** are **customized to the combine** and the crop for **peak performance**. Innovative bar-and-grate style modular and one-piece **MADConcaves** are built to last from high-quality **AR200 metal**, allowing for **longer wear and precision sharpness**.

### DEVELOPED FOR FARMER SUCCESS

We define success as **helping you** achieve the **highest levels of yield and quality possible**, while increasing your **efficiency** and **profitability** through our innovative concaves.



**REDUCE DOCKAGE & LOSSES**



**QUICK & EASY TO CHANGE**



**INCREASE GRAIN QUALITY**



**GAIN OPERATIONAL EFFICIENCY**

View our New Holland **MADConcave**  
Combine Configuration Settings



MADConcaves™ & Bushel Plus™ are trademarks of Bushel Plus Ltd.

FARMER SUCCESS • QUALITY EXPERIENCES • CONTINUOUS INNOVATION • TECHNICAL EXCELLENCE

# What Is a Modular System?

Swapping out traditional round wire combine concaves for our innovative bar-and-grate style modular **MAD**Concaves results in more efficient threshing, getting your grain out of the head and into the hopper quicker for decreased rotor loss and less dockage. This means higher quality crops and more money in your pocket.

Our fast and easy-to-change modular designs allow you to quickly swap out inserts in minutes, saving you valuable time - critical in a busy harvest season.









Changing concaves now means to only change out three "concave inserts" (black) per frame.







A modular frame (yellow) replaces the original concave, fits into the original concave position in the combine, and always stays in place.

## Standard New Holland MADConcave Setup\*







### Hard Thresh Wheat/Flax

Frame	Position 1	Position 2	Extension
			.300
	.225	.375	
			.300
	.225	.375	

### Corn

Frame	Position 1	Position 2	Extension
			.500
	Finger Grates	Finger Grates	
			.500
	Finger Grates	Finger Grates	

### Barley/Soybeans/Canola/Peas

Frame	Position 1	Position 2	Extension
			.300
	Finger Grates	.375	
			.300
	Finger Grates	.375	

Discover **MAD**Concaves!



\*May vary by crop and climate.

For information on chickpeas, please see local dealer.