



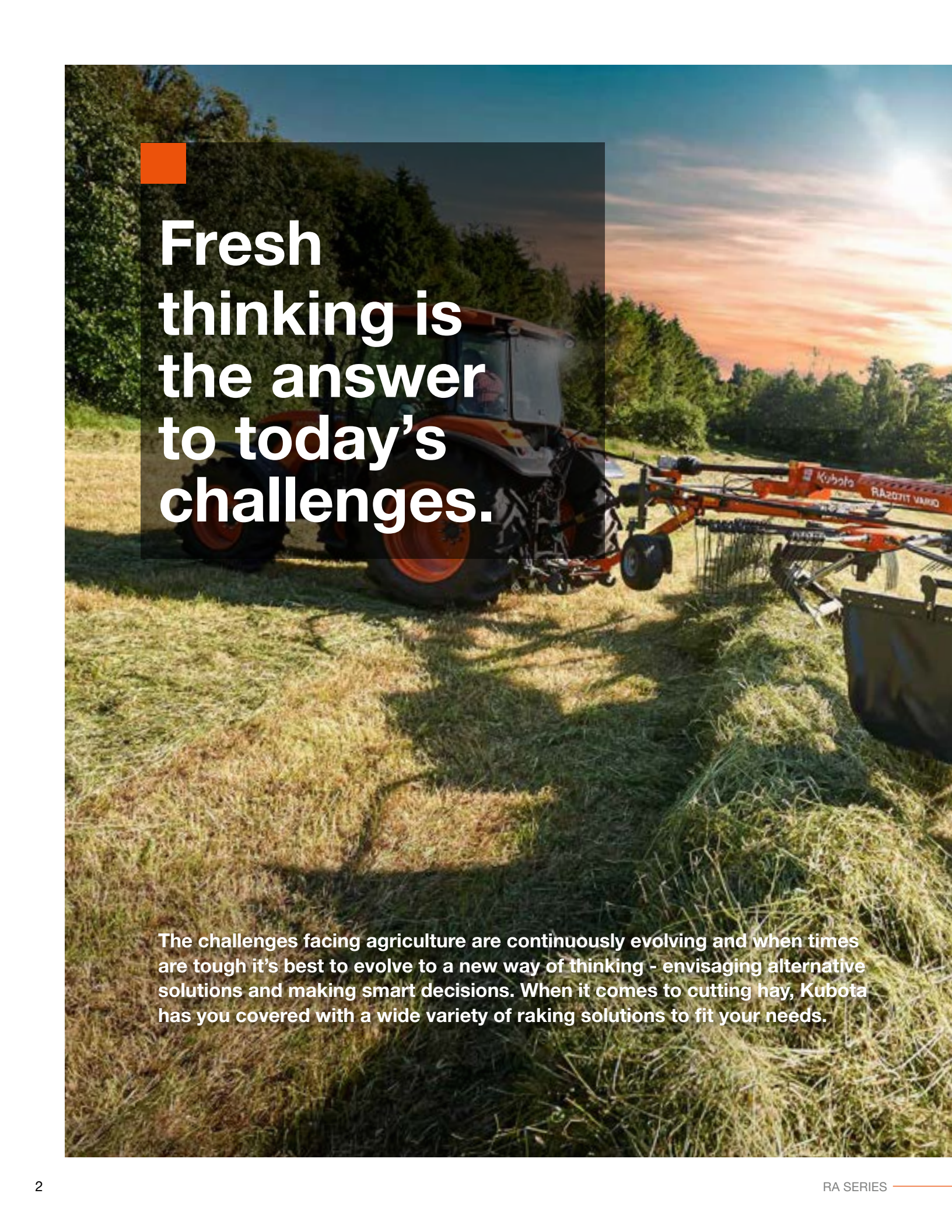
For Earth, For Life  
Kubota

**RA**

**KUBOTA ROTORY RAKES**

**KUBOTA  
RA SERIES**



A Kubota tractor with a hay rake attachment is shown in a field, working on hay. The scene is set during sunset, with a warm orange and yellow sky. The tractor is orange and black, and the hay rake is also orange. The text "Fresh thinking is the answer to today's challenges." is overlaid on the image in white, bold font. An orange square is positioned above the text.

# Fresh thinking is the answer to today's challenges.

The challenges facing agriculture are continuously evolving and when times are tough it's best to evolve to a new way of thinking - envisaging alternative solutions and making smart decisions. When it comes to cutting hay, Kubota has you covered with a wide variety of raking solutions to fit your needs.





# RA1000-2500: Made to perform – day in, day out

Being able to adjust and customize the rake to your exact conditions can add extra quality to your forage, ensuring that dirt stays out of the swath, yet leaving no crop behind. Setting the rotor height, adjusting the swath width and fine tuning the cam track (ProLine) is done easily and intuitively on all Kubota rakes, taking the hassle out of the daily work optimisation.



### RA1000 series

For smaller raking operations, Kubota offers several **CompactLine** models designed for use on lower horsepower tractors. With the pivoting three point linkage machines and also two trailed versions, there is a model to suit any need.


### RA2000 series

Cost-effective **CompactLine** two rotor rakes with strong design. The RA2000 series comes in both centre delivery and side delivery models, producing either a nice even centre swath, one large or two smaller side swaths from raking widths between 20'3" and 25' 7" (6.20m and 7.80m).

### RA2500 series

The tough and sturdy **ProLine** rakes with adjustable working width ranging from 24'9"-27'6" (7.60m-8.40m). The RA2500 series is available in both centre and side delivery models.







# Consistently on track for success: durability exemplified

Reliable and solid technology helps you do more!

## Maintenance-free operation

- Steplessly adjustable cam track for easy adaptation to different amounts and sorts of crop.
- Injection moulded aluminium tine arm support housings provide strength and reduced weight.
- All tine arms, including housing, can be removed individually by just removing 3 bolts.
- Oil-immersed crown wheel and pinion reduces wear to a minimum.
- Pinion gear with two bearings separate from the main driveline, keeps pinion and crown wheel securely in place.
- Flat 15.7" (400mm) cast iron cam track with optimised shape, for smooth tine arm control and reduced running speed.
- Unique 4-point ball bearing on crown wheel ensures efficient power transfer to the tine arms.
- Guide rollers with hardened surface minimise wear on cam track and cam follower.
- Heavy duty ball bearings with large distance for excellent support of tine arm shafts.





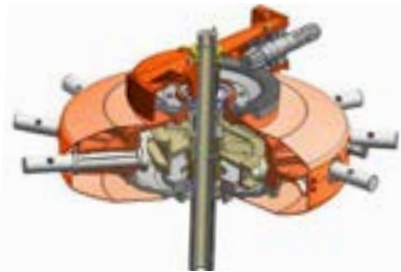
### **CompactLine**

The Kubota CompactLine rakes feature oil-immersed cam discs and guide rollers. Also, the tine arm bearings are fully lubricated, and hence are absolutely maintenance-free.

High-tensile tine arm holders and two bearings on either side of the driveshaft, provide the compact unit with strength and dependability.

Kubota-developed cam tracks are specifically tailored to individual rotor diameters, for optimum raking at any working width and on any model.

All CompactLine rakes are fitted with curved tine arms, to ensure regular and even swath formation. Additionally the curved shape prevents material from being pushed in the direction of the rotor and allows higher lifting out of the swath.



Maintenance-friendly CompactLine rotor head within a fully enclosed housing.

### **ProLine**

The Kubota ProLine rakes feature a unique drive system, comprised of oil-immersed pinion and crown wheels. The fully enclosed design ensures full and permanent lubrication, and makes the entire system absolutely maintenance-free.

Our extensive experience guarantees well-proven technology of the highest standard. The hardened cam track is adjustable and with an extremely large 15.7" (400mm) diameter, giving positive guidance to the steel rotors and a quiet running machine.

The optimised shape of the curved disc allows the tine arms to lift higher, leaving a more uniform swath which ensures a faster drying process. Aluminium bearing housings, with two integral ball bearings and wide support, provide solid and maintenance-free tine arm mounting. Additionally all tine arms including the housing are removed by simply unscrewing 3 bolts. Fast and easy!



Maintenance-free ProLine rotor – fully enclosed and permanently lubricated rotor gear.



# The tough and sturdy rakes

With adjustable working widths ranging from 24'9"-27'6" (7.60-8.40m), these heavy duty specification ProLine centre delivery rakes provide the swath formation capability to keep your harvest operations running at their optimum output. At the heart of all models is a heavy duty rotor head system. Proven to perform year in, year out in heavy first cut crop, it is superbly engineered, with the crown wheel and pinion assembly running in a fully enclosed oilbath.



ProLine tines with 0.39" (10mm) diameter.



## RA2584 - design optimized for transport

RA2584 masters both extensive working width and compact transport measures. The new design of the wheel axles allows for the addition of generous 380/55 wheels as standard, whilst still offering a narrow outer track width, making it the perfect match for narrow roads and tight gateways. Transport height is below 13'1" (4.00m), even with all tine arms attached. No need to leave the tractor, just fold and go.

Add in the 80° turning headstock and active wheel steering, and you have a highly maneuverable machine on road and in the field.

## Flexible working width

RA2584: 24'9"-27'6" (7.60-8.40m) working width.



Kubota RA2584 is converted hydraulically for transport position from tractor cab.





### **Excellent maneuverability**

The rear carrier frame with controlled steering facility gives this rake excellent track following characteristics, allowing tight turns on headlands and loss free swathing even in awkwardly shaped fields. Even if the rotors are lifted on a steep slope, the steering system reliably counteracts any deviation. During headland turns the rotors are lifted up to 17.7" (45cm) from the ground to prevent swath damage.

- Actively steered wheels for excellent tracking.
- Ability to make sharp turns up to 80°.
- High lift of up to 18" (45cm) of rotors ensures generous clearance during headlands turns.
- Single side lift: Raking with only one rotor.

### **RA2584 – high capacity in field, compact on the road**

RA2584 will go as wide as 27'6" (8.40m) during work with its' twin rotors, and offers the flexibility to adjust the working width between 24'9"-27'6" (7.60-8.40m). It will stay below 13'1" (4.00m) during transport, even with all tine arms fully mounted.



# High performance: compact centre- delivery rakes

Kubota offers a range of cost-effective dual rotor rakes with strong design. The rakes produce an even centre swath for raking widths between 20'3" and 25'6" (6.20m and 7.80m). They are mounted on sturdy, stable frames, constructed to extend their lifespan. Features such as actively steered wheels, the TerraLink Quattro system and hydraulic working width adjustment are standard.

#### Flexible working width

RA2072: 20'3"-23'6" (6.20-7.20m) working width.

RA2076: 22'9"-25'6" (7.00-7.80m) working width.

### Unique manoeuvrability

The rear carrier frame with controlled steering facility allows tight turns on headlands and loss free swathing even in awkwardly shaped fields. When in headland position, an outstanding lifting height of 18" (45cm), prevents swath damage. The ability to make sharp turns up to 80° and the cross stabilizer in the headstock are Kubota features. These double rotor rakes offer hydraulically adjustable working width. This enables varying the swath width from 3'9"-6'2" (1.20-1.90m), ensuring a perfect match to the pick-up width of loader wagons, balers and foragers.



The ability to make sharp turns up to 80° and the cross stabilizer in the headstock are Kubota features.



The hydraulic adjustable rotors on RA2076 can be set between 22'9" (7.00m)...



...and 25'6" (7.80m) working width.

### RA2072 – resetting the standard

Leading features like adjustable working width of 20'3"-23'6" (6.20-7.20m), TerraLink Quattro ground contour following and heavy duty carrier frame design, result in low maintenance, higher productivity and maximum operation comfort.

All main rake functions are operated from the tractor cab and integrated electro-hydraulic headland lift control can be added. It is also possible to pre-select lift activation of the rotor units via the terminal. Such an integrated solution is offered only by Kubota.



Easy setting of correct raking height.



To limit transport height further the tine arms can be removed on the RA2076. The swath board folds up automatically.



Single rotor activation is optionally available.



RA2577



# Excellent flexibility and clear results

**The RA2577 ProLine dual rotor side-delivery rake delivers a working width of 25'2" (7.70m). The side delivery concept adds excellent flexibility in swath formation and allows you to collect crop from a working width of up to 49'2" (15.00m) into one swath. The high built mainframe concept offers excellent ground clearance in headland position 16" (40cm). Actively steered wheels allow sharp turning, both on headlands and during transport when passing narrow gate ways.**

RA2577 is fitted with the renowned ProLine gearbox, with its maintenance-free oilbath solution. The shape of the massive 15.7" (400mm) curve disc, allows the tine arms to leave the crop faster, leaving a more uniform swath shape. In addition the rotors feature 12 tine arms on the front rotor, each with 4 tines, and 13 tine arms, each with 5 tines on the rear rotor. This ensures more accurate raking performance and allowing higher forward speed.

The rear carrier main-frame features a downward angle position adding stability. The rotor wheels of the under-carriage are positioned further to the back of the rotor for improved ground contour following under difficult circumstances. In addition RA2577 is fitted with the Kubota TerraLink Quattro wheel system for superb ground contour followings. This system controls the rotor in 3 dimensions.



Active wheel steering for improved manoeuvrability in combination with large wheels for reduced compaction.



The side delivery concept allows you to collect crop from 49'2" (15.00m) into a single swath.



The downward angle position of the rear carrier main-frame ensures excellent stability.



# Side Delivery Rakes: Proactive Performance



**The new Kubota RA2070 Vario, a carried side delivery rake, provides flexibility in raking, more comfort in operating and higher quality of forage due to the new TerraLink Plus cardanic rotor attachment.**

The Touch-Down-Effect, comparable to the approach angle of an airplane's landing gear, ensures smooth and clean raking in field and can be lifted to a ground clearance of 19.6" (500mm) to avoid swath damage during headland turns.

## **Higher Quality of Forage**

With the updated "TerraLink PLUS" feature, the rotors benefit from an additional 8° of ground adaptation.

The TerraLink Plus cardanic rotors minimize dirt in the crop and are very smooth running. Milk production and or animal health benefit from this increased forage quality. To keep grasslands in good shape, these rakes are equipped with standard 14.9" (380mm) ground protecting wheels.



Vario two swathing.



Tandem wheels (optional).



Hydraulic transport locking (optional).

**Flexibility in Raking:**

- unique rotor set up with a smaller rotor in the rear in combination with one tine arm more secures a perfect swath under all conditions
- improved steering geometry
- steered tandem axles on the front and fixed on the rear ensure a smooth running also in difficult conditions
- perfect view towards left side of swath distribution
- automatic swath forming
- Vario enables to place two swaths, either for small balers in high crop volume or for night swaths to increase hay quality

**More Comfort in Operation is delivered by:**

- comfortable connecting of the machine
- automatic folding of the swath board
- optional hydraulic transport locking
- improved steering that gives you better maneuverability in the field
- options like tandem axles support customizing the machine for individual requirements



Automatic fold-able swath board with parking stand.



Transport height below 13'1" (4.0m).



Ground clearance >19,6" (500mm).






# RA2071T EVO-2071T VARIO



With 19.7" (50cm) lifting height, swaths are easily crossed.



SideShift to the right - conveniently passing trees.



SideShift to the left - raking without driving on un-raked crop.



Both rakes are capable of placing small tight swaths for hay crops.



# Large in field, small in transport

The RA2071T EVO and RA2071T VARIO are designed for maximum flexibility for raking in different conditions. The twin rotors, working independently from each other, make it possible to collect either one large swath or two smaller swaths. Alternatively the rakes can place two large swaths into one, allowing a total of up to 41' (12.50m) crop to be gathered into one.

## **VARIO specification**

The VARIO version also offers the patented SideShift system which comprises electro-hydraulic control of all functions.

## **Kubota SideShift**

A special feature on the RA2071T VARIO is the possibility to sideshift both rotors - both front and the rear - from the tractor cab. With this patented system, raking along field boundaries or around trees is no problem - as the tractor can run at a safe distance from the obstacles. It is also possible to drive with the tractor on already raked ground.

## **Easy conversion from working to transport configuration**

There is no need to remove tine arms. Converting RA2071T into transport position only requires a simple operation on the control unit. The swath deflector is lifted hydraulically and transport width is limited to only 9'8" (3.00m) (to reach 8' (2.45m), the tine arms can be removed).

Both the EVO and the VARIO model come standard with tandem axles on the front and rear rotors.

A front support wheel mounted under the draw-bar hitch is standard with the VARIO model. (optional on EVO)

A pair of additional support wheels can be added to each rotor for maximum field contour allowing for a total of up to 13 wheels per unit.

11 Arms in the front and 12 arms in the rear, produce an even swath allowing good crop flow which prevents roping.

## **Kubota TerraLink – 5-fold benefits**

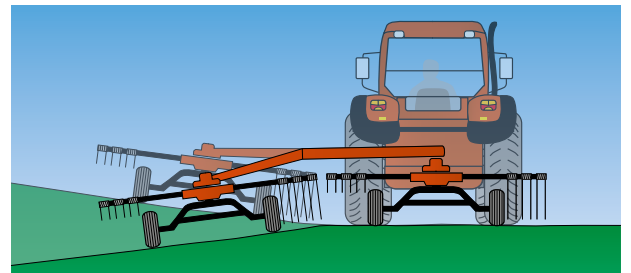
- Absolutely maintenance- and wear-free.
- Superb tracking in road transport.
- Trailed axle configuration enhances quiet-running and reduces tractor input power, particularly in wet conditions.
- Bogie wheels are set to wide track widths and specified with 18.5" tires, to sense field contours right on the tines for perfect ground following and stability on the slopes.
- Automatic dampening provides quiet machine running.



Both models are equipped with a double, wide angle PTO shaft – for increased manoeuvrability.



Pulled axles for smooth running characteristics and reduced power requirement.





# The compact range: machines for smaller tractors

For smaller raking operations, Kubota offers several models designed for use on lower horsepower tractors, while delivering similar raking performance compared to higher specification machines. Choose from pivoting three-point linkage machines or two trailed versions; there is a model to suit any need, from lowland farmers to users working on steep hillsides.

## Kubota 'Compact' rotor head

The rotor head is grease lubricated. Within a fully enclosed housing, the maintenance-free cam track and cam followers are running permanently lubricated in an oilbath. The rotor shaft and pinion shaft are all mounted on two bearings for maximum strength and long service life.

## Curved tine arms

All Kubota CompactLine rakes feature cranked tine arms for significantly cleaner raking performance and optimised swath formation. This design ensures that the row of tines on each tine bar has a more effective approach angle to the oncoming crop, and also gives a cleaner lift out of the tine from the formed swath.



All rakes can be set for reduced transport and storage width by removing the tine arms and placing them on the carrier frame.



A pivoting 3-pt headstock ensures perfect ground following performance, and perfect tracking when cornering. Oscillation dampers are optionally available.



As an option these rakes can be supplied with a third wheel, to ensure even better flotation. Trailed single rotor rakes come standard with tandem axles.



The trailed machines can conveniently be raised up to a height of 19.7" (50cm) from the tractor driver's seat.



**Working widths**

RA1035: 11'5" (3.50m) working width, weight of only 926lbs (420kg).

RA1042T: 13'8" (4.20m) working width, weight of only 1257lbs (570kg).

RA1047T: 15'4" (4.70m) working width, weight of only 1466lbs (665kg).



# Efficient farming: discover the possibilities

Kubota's precision farming offering consists of innovative and custom made equipment, designed to manage your farm with success in mind. Now you can carry out the work in a smarter, more efficient and easier way to get the best out of your machines and crops, as well as saving time and money on fertilizer, chemicals and seeds.



## Be a PRO in increasing productivity

The IsoMatch Tellus PRO 12-inch terminal provides you with the optimal solution for an all-in-one control system inside the tractor cab including automatic steering. It is the centre for connecting all ISOBUS machines, running precision farming applications and Farm Management Systems. It offers everything you need to get the maximum out of your machines and crop, as well as cost savings in fertilizer, chemicals and seeds by using automatic section control and variable rate control. With the dual screen functionality it gives you the opportunity to view and manage two machines and/or processes simultaneously.

## Easy control management

The IsoMatch Tellus GO+ is a cost-efficient 7-inch terminal, especially developed for managing the machine in a simple way. You are in full control of the machine in exactly the way you want. Easily set up the machine with the soft keys via the 7-inch touch screen and for optimal control while driving simply use the hard keys and rotary switch. Controlling the implement has never been so easy.





**100% focus, the best performance**

As tractor steering with IsoMatch AutoDrive-E is handled automatically, you have the freedom to control and monitor your work in an easy way. While the work is more efficient and overlaps are avoided, you can completely focus on the result in the field. (Only in combination with IsoMatch Tellus PRO).



**IsoMatch Grip**

This ISOBUS auxiliary device is made for maximum machine control and efficient farming. Operate up to 44 implement functions per machine.

**Advanced precision farming software**

IsoMatch GEOCONTROL is an advanced software application within the IsoMatch terminals that helps you to control all ISOBUS compatible Kubota machines. Combined with a GPS receiver it fulfills the future needs in terms of innovative and efficient farming! The IsoMatch GEOCONTROL precision farming application includes Manual Guidance and Data Management free of charge. It is possible to expand this application with Section Control and/or Variable Rate Control.



**IsoMatch Global 2**

The essential accessory for IsoMatch GEOCONTROL is the IsoMatch Global 2 GPS antenna, with DGPS accuracy. It enables satellite navigation for site-specific section control, variable rate application and field registration.



**IsoMatch InLine**

The IsoMatch InLine is a light bar which allows easy manual guidance. It is the perfect assistant to get you as close as possible to your desired A-B line



**IsoMatch (Multi)Eye**

IsoMatch MultiEye is an accessory for connecting up to four cameras to the IsoMatch terminals. You can easily switch between the cameras with the remote control box which is standard included.

# Technical data

Model		RA1035	RA1042T	RA1047T	RA2070 VARIO
CompactLine		●	●	●	●
ProLine		-	-	-	-
<b>Dimensions &amp; weight</b>					
Working width	ft (m)	11'5" (3.50)	13'8" (4.20)	15'4" (4.70)	21'8"-25'6" (6.65/7.85)
Transport width	ft (m)	5'7" (1.75)	6'6" (2.00)	7'9" (2.40)	9'2" (2.80)
Transport length	ft (m)	10'9" (3.35)	12'8" (3.90)	15'7" (4.80)	28'4" (8.65)
Parking height	ft (m)	5'6" (1.70)	7'5" (2.30)	8'7" (2.65)	11'5"***/13'1" (3.5**/3.99)
Weight	lbs (kg)	926 (420)	1257 (570)	1466 (665)	4938 (2240)
Swath width appr.	ft (m)				
Capacity theo.	(ha/h)	3.9	4.6	5.2	7.6/8.7
<b>Hitching system</b>					
Pivoting 3-pt headstock	(CAT)	1/2	-	-	-
Lower links (2-pt.)		-	-	-	●
Linkage drawbar		-	●	●	-
Gauge wheel 16°		○	○	○	-
<b>Rotors/Tine arms/Tines</b>					
Rotor diameter	ft (m)	9'2" (2.80)	11' (3.35)	11'9" (3.65)	11'-10'6" (3.35/3.23)
Swath delivery		left	left	left	left
Number of rotors		1	1	1	2
Number of arms per rotor		10	11	12	11/12
Number of double tines/arm		4	4	4	4
Tine diameter	inch (mm)	0.35 (9)	0.35 (9)	0.35 (9)	0.35 (9)
Continuous cam track		-	-	-	-
Detachable tine arms		●	●	●	●
Height adjustment		mech.	mech.	mech.	mech.
<b>Wheels and axles</b>					
Tire (rotors)		16x6.50-6	18.5x8.50-8	18.5x8.50-8	16x6.50-6
Fixed tandem axle		○	●	●	○
Pivoting tandem axle		-	-	-	○
Stand. tires (carrying frame)		-	-	-	380/55-17
Opt. tires (carrying frame)		-	-	-	-
<b>Optional equipment</b>					
Carrier arm compensating		○	-	-	-
Locking catch for slopes		○	-	-	-
<b>Safety accessories</b>					
Warning panels		○	○	○	●
Road lights		○	○	○	●

- not available ○ option ● standard

\* = Double swath \*\* = With detached tine arms and lowered headstock

RA2071T VARIO	RA2071T EVO	RA2072	RA2076	RA2577	RA2584		
●	●	●	●	-	-		
-	-	-	-	●	●		
21'7"-23'3" (6.60/7.10*)	21'7"-23'3" (6.60/7.10*)	20'3"-23'6" (6.20/7.20)	22'9"-25'6" (7.00/7.80)	25'3" (7.70)	24'9"-27'6" (7.60-8.40)		
7'2***/9'8" (2.20**/3.00)	7'2***/9'8" (2.20**/3.00)	9'2" (2.80)	9'2" (2.80)	9'4" (2.85)	9'8" (2.98)		
24'3***/26'9" (7.40**/8.20)	24'3***/26'9" (7.40**/8.20)	19'4" (5.90)	19'4" (5.90)	29'2" (8.90)	20'5" (6.25)		
-	-	12'6" (3.85)	11'3***/13'5" (3.45**/4.10)	12'1***/13'5" (3.70**/4.10)	11'3***/13'5" (3.45**/4.10)		
3086 (1400)	2976 (1350)	3616 (1640)	3616 (1640)	4762 (2160)	5038 (2285)		
		3'9"-6'2" (1.20-1.90)	4'3"-6'2" (1.30-1.90)		4'6"-6'9" (1.40-2.10)		
7.3	7.3	7.5	8.4	8.5	9.2		
-	-	-	-	-	-		
-	-	●	●	●	●		
●	●	-	-	-	-		
●	○	-	-	-	-		
9'7" (2.95)	9'7" (2.95)	9'8" (3.00)	11' (3.35)	11'9" (3.65)	11'9" (3.65)		
left	left	centre	centre	left	centre		
2	2	2	2	2	2		
11/12	11/12	11	11	12/13	2x12		
4	4	4	4	4/5	4		
0.35 (9)	0.35 (9)	0.35 (9)	0.35 (9)	0.39 (10)	0.39 (10)		
-	-	-	-	●	●		
●	●	-	●	●	●		
mech.	mech.	mech.	mech.	mech.	mech.		
18.5x8.50-8	18.5x8.50-8	16x6.50-6	16x6.50-6	16x6.50-6	16x6.50-6		
●	●	○	○	-	○		
-	-	-	-	-	-		
-	-	-	10.0/75-15.3	380/55-17	380/55-17		
-	-	-	-	-	-		
-	-	-	-	-	○		
-	-	-	-	-	-		
●	●	●	●	●	●		
●	●	●	●	●	●		

*Descriptions, specifications, images, colours and accessories contained in this brochure are based on information believed to be correct at the time this publication was approved for printing. Although descriptions, specifications, images, colours and accessories are believed to be correct, accuracy cannot be guaranteed. Errors and omissions excepted. Kubota Canada Ltd. reserves the right to change the stated specifications, colours and accessories without notice. Some items shown may be optional and some products shown may not be available at all dealerships. This brochure is for informational purposes only. To the fullest extent permitted by law, Kubota disclaims all representations and warranties, express or implied, as well as any liability from the use of this brochure. For complete warranty, safety and product information, consult your local Kubota dealer and the operator's manual. Power (HP/KW) and other specifications are based on various standards or recommended practices. For your safety, Kubota strongly recommends the use of a Rollover Protective Structure (ROPS) and seat belt in almost all applications. This brochure is intended for the Canadian market only. For information regarding Kubota products or services outside these areas, see Kubota Corporation's global website. Kubota does not provide parts, warranty or service for any product which is re-sold or retailed in any country other than the country for which the product(s) were designed or manufactured.*

©2023 Kubota Canada Ltd.



## **KUBOTA CANADA LTD.**

Kubota Canada Ltd.

Head office: 1155 Kubota Drive, Pickering, Ontario, L1X 0H4

**Visit our web site at: [www.kubota.ca](http://www.kubota.ca)**

KU-4104-EN-2301/2023-04